



**NEW** V-300E in 11" and 8 1/2" widths are the same great product as regular V-300 but with an added Enhanced Snow Screen™ to prevent fine snow from entering the ridge vent.

The V-300 product line is our lowest profile ridge vent line. It works equally well under shingles as well as shakes or slate roofing. V-300E products are ideal for hip use. The low profile make the hip vent blend in with the roof. If you are looking for a low profile ridge vent that still provides plenty of ventilation our V-300 product line is your answer.



V-300 used with Shingles



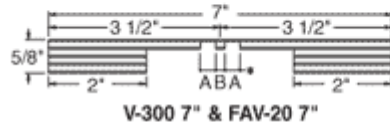
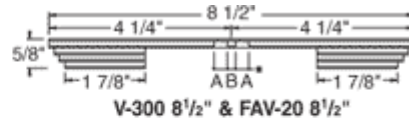
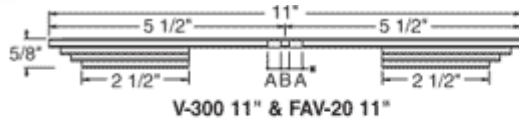
V-300 used with Flat Tile



### Key Benefits

- 13.5 sq. in NFVA per lineal foot
- 5/8 inch low profile design
- Use V-300E as a hip vent
- 3 widths to choose from: 11", 8 1/2" and 7"
- Use on all slopes from 3/12 to 16/12
- Crush Proof Design
- Made from heat resistant polypropylene

### General Installation Instructions



\* A=5/16" \* B=3/16"

Enhanced products measure the same dimensions as standard products.